

User Manual

For

DEPARTMENT OF TECHNICAL EDUCATION
AP EAPCET - 2023 ADMISSIONS
(Admissions into Engineering & Pharmacy Courses - M.P.C. Stream)

Prepared by

AP  **Online**

DOCUMENT NUMBER : MANUAL/EAPCET-001
DATE ISSUED : 23-07-2023
VERSION : 1.0



Internal Approval:

Function	Name	Date
Prepared By	Bhanu Prakash.V	23.07.2023
Reviewed By		
Approved By	Balakishore.B	

Distribution List:

Name	Role
Bala Kishore. B	Project Manager/GL

Document History:

Version	Changes Given By	Change Description	Changes Made By	Changes Date
1.0				

Document Control Information:

Version	Change Description	Affected Section	Page
1.0			

TABLE OF CONTENTS

1. INTRODUCTION:.....	5
1.1 About APSCHE:.....	5
1.2 Objective:.....	5
1.3 Scope:.....	5
1.4 Abbreviations:.....	5
2. SOFTWARE AND TECHNOLOGIES:.....	6
3. PROCESS FLOW of EAPCET 2023 ADMISSION.....	6
4. WEBSITE:.....	6
5. FORMS:.....	7
5.1 CANDIDATE REGISTRATION:.....	8
5.2 PAYMENT PROCESS:.....	Error! Bookmark not defined.
5.3 PRINT PAYMENT RECEIPT:.....	Error! Bookmark not defined.

LIST OF TABLES

<i>Table 1: List of Abbreviations</i>	5
<i>Table 2: Software and Technologies</i>	6

LIST OF DIAGRAMS

<i>Diagram 1: Organisation Structure</i>	Error! Bookmark not defined.
<i>Diagram 2: Work Flow Process by RETAILER</i>	Error! Bookmark not defined.

LIST OF FIGURES

Figure 1: Candidate Landing Website	7
Figure 2: Candidate Registration option	7
Figure 3: Candidate Login	8
Figure 4: Candidate Registration Form	9
Figure 5: Selection of EWS option	10
Figure 6: Selection of Income option	10
Figure 7: Selection of Special Categories	Error! Bookmark not defined.
Figure 8: Selection of Educational Details	13
Figure 9: Selection of AP EAPCET details	13
Figure 10: Selection of Intermediate details	13
Figure 11: Selection of Help Line Centers	14
Figure 12: Selection for changes of Information Provided	14
Figure 13: Selection of payment option	Error! Bookmark not defined.
Figure 14: Entering the Card Details	14
Figure 15: Success response from Payment gateway	14
Figure 16: Payment Acknowledgement	Error! Bookmark not defined.

1. INTRODUCTION:

1.1 About APSCHE:

AP State Council of Higher Education (APSCHE) came into existence w.e.f. 20.05.1988 through Act 16 of 1988 as per the recommendations of the National Education Policy 1986 to advise the Government in matters relating to Higher Education in the State and to oversee its development with perspective planning and for matters connected therewith and incidental thereto.

It is the general duty of the Council to coordinate and determine standards in institutions of Higher Education, Research, Scientific and Technical Institutions in accordance with the guidelines issued by the University Grants Commission from time to time. The Act 16 of 1988 envisages three distinct functions (a) Planning and Coordination, (b) Academic Functions and (c) Advisory Functions.

1.2 Objective:

The main objective of the Admission module is to allot the seats as per the eligibility rules.

1.3 Scope:

The scope of this document is to explain the process of Candidate registration, Fee payment and placing the weboptions and allotment of seats as per the candidate preferences.

1.4 Abbreviations:

APEAPCET	Andhra Pradesh Engineering, Agriculture and Pharmacy Common Entrance Test
APSCHE	Andhra Pradesh State Council of Higher Education
VO	Verification Officer
OTP	One Time Password
PH	Physically handicapped
NCC	National Cadet Corps
CAP	Children of Armed forces Personnel
EWS	Economically Weaker Section

Table 1: List of Abbreviations

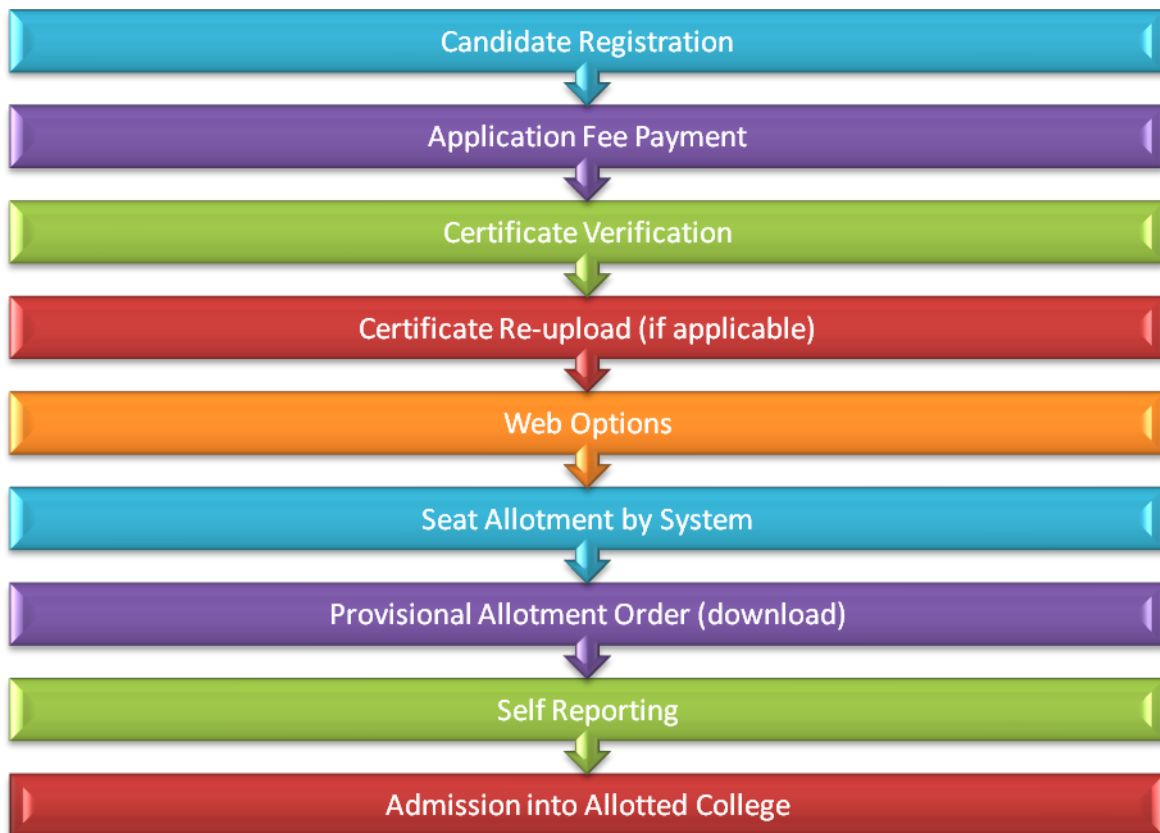
2. SOFTWARE AND TECHNOLOGIES:

Following are the software and technologies that are being used in this Admission Module

S.No	Software	Version
1	JAVA	1.6
2	Database	SQL Server 2012
3	Application Server	Jboss 6.1

Table 2: Software and Technologies

3. PROCESS FLOW of EAPCET 2023 ADMISSION



4. WEBSITE:

Candidate has to visit the Website <https://sche.ap.gov.in>

Choose the Admissions option as shown below

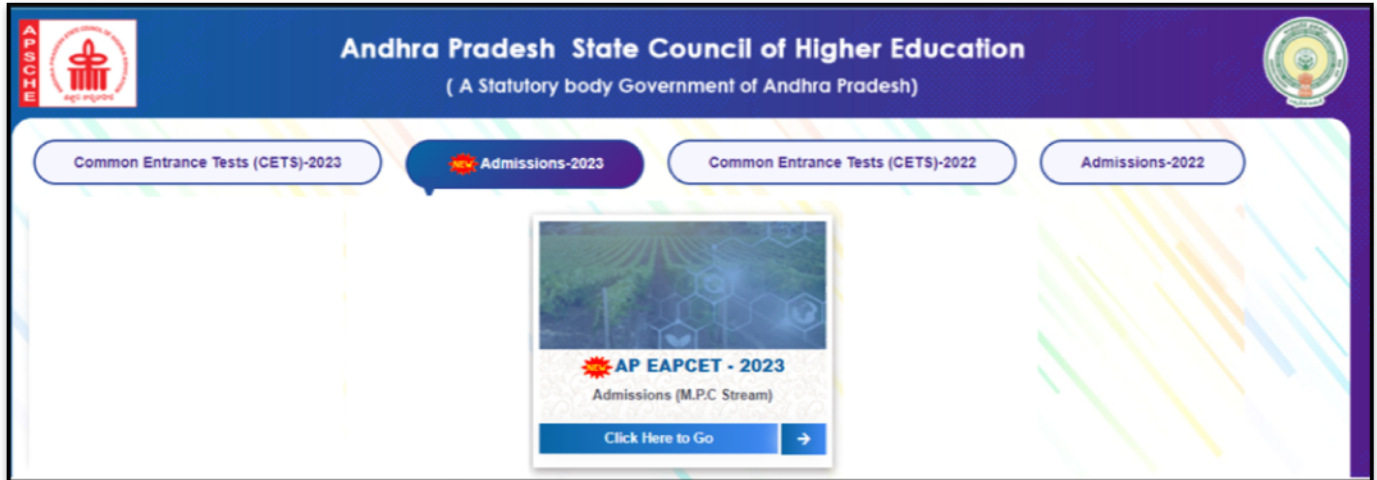


Figure 1: Candidate Landing Website

5. FORMS:

The Candidate has to follow below steps to complete the Web based admissions process

- ✓ Candidate Registration
- ✓ Certificate Re-Upload-After Certificate Verification
- ✓ Know Your Payment Status
- ✓ Print Payment Receipt
- ✓ Web options
- ✓ Provisional Allotment Order (Download)

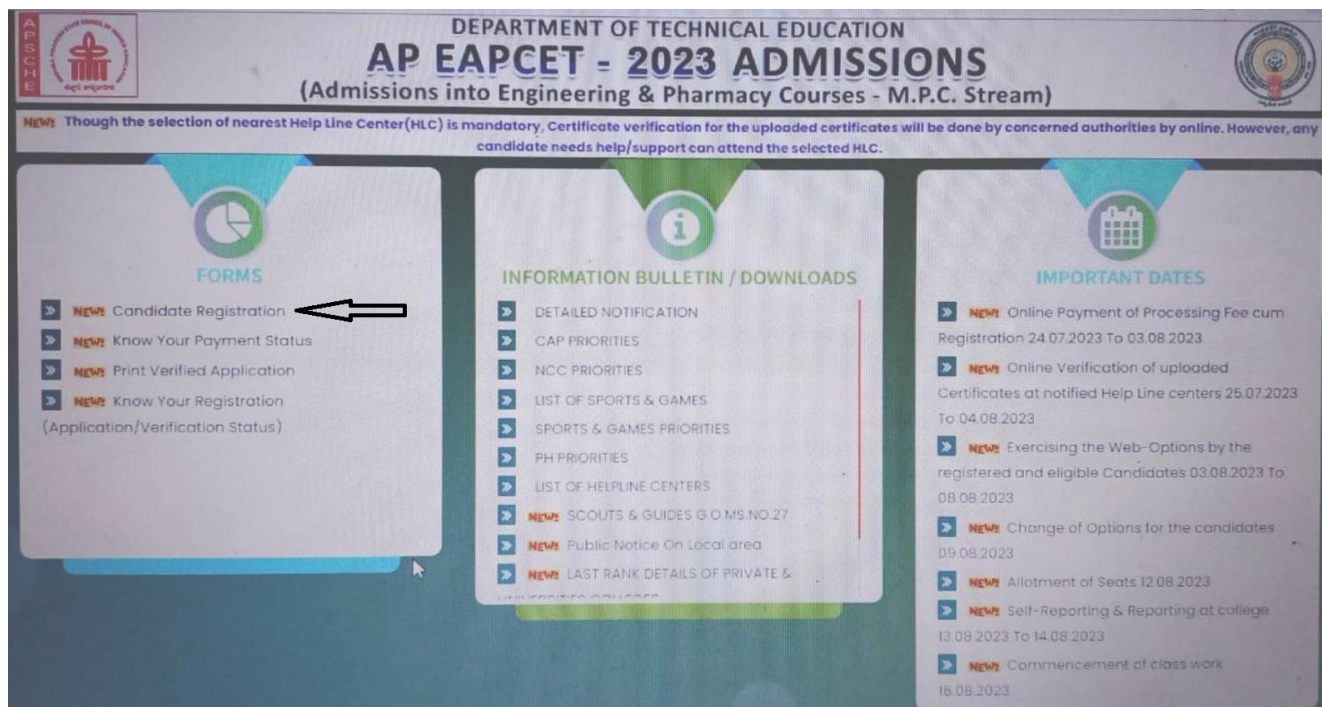


Figure 2: Candidate Registration option

5.1 CANDIDATE REGISTRATION:

- ✓ Home Page → Candidate Registration



Figure 3: Candidate Login

- ✓ Here the Candidate should provide the 'EAPCET Hall Ticket' & 'Date of Birth' & click on 'Submit'. after entering the valid hall ticket and date of birth, the candidate EAPCET Entrance data will be auto populated as show in the following screen.
- ✓ In registration form the candidate mail ID and mobile number will be shown along with other details. If required candidate can change the registered mobile number valid OTP will be sent to changed mobile number, otherwise No need to change the mobile number. The registered mobile number will be used for all future correspondence with regard to admissions.
- ✓ All the certificates will be validated with the system and if required candidate need to enter the certificate details and need to upload the corresponding file in JPEG format only.
- ✓ All the uploaded files will be sent to Verification officer available at Help Line Center (HLC) chosen by the candidate at the time registration.

DEPARTMENT OF TECHNICAL EDUCATION
AP EAPCET - 2023 ADMISSIONS
 (Admissions into Engineering & Pharmacy Courses - M.P.C. Stream)
AP EAPCET Registration

All uploads must be in PDF Format
 Registered Mobile Number and Email will be used for all future communications

Personal Details

Name of the candidate <input type="text" value="PERICHARLA SUMA GAYATHRI"/>	Date of Birth <input type="text" value="19/11/2004"/>	Aadhaar No <input type="text" value="XXXXXXXX2071"/>	NO FILE
Gender <input type="text" value="Female"/>	Father's Name <input type="text" value="PERICHARLA SEETA RAMARAJI"/>	Region <input type="text" value="AU"/>	e-Mail <input type="text" value="psumagayatri@gmail.com"/>
Minority <input type="text" value="NA"/>	Caste Category <input type="text" value="OC"/>	Economically Weaker Section* <input type="text" value="-Select Status-"/>	Income* <input type="text" value=""/>
MobileNo* <input type="text" value="9704936565"/>			

Special Categories

Differently Abled (Physically Challenged) <input type="text" value="NO"/>	NCC <input type="text" value="NO"/>	Sports & Games <input type="text" value="NO"/>	Children of Armed forces Personnel (CAP) <input type="text" value="NO"/>
Scouts & Guides <input type="text" value="NO"/>			

Educational Details

S.No	Class	School/College/institute	Place	District
1	12th Class	NARAYANA JUNIOR COLLEGE	RAJAHMUNDRY	East Godavari
2	11th Class	NARAYANA JUNIOR COLLEGE	RAJAHMUNDRY	East Godavari
3	10th Class	NARAYNA SCHOOL	RAVULAPALEM	Konaseema
4	9th Class	NARAYNA SCHOOL	RAVULAPALEM	Konaseema
5	8th Class	NARAYNA SCHOOL	RAVULAPALEM	Konaseema
6	7th Class	NARAYNA SCHOOL	RAVULAPALEM	Konaseema
7	6th Class	MAHRSHI VIDYANIKETAN	ATREYAPURAM	Konaseema

AP EAPCET

Hall Ticket No. <input type="text" value="90160010050"/>	Rank <input type="text" value="BB6040"/>	Entrance test marks <input type="text" value="48.81060766981931"/>
---	---	---

Intermediate/Equivalent

Hall Ticket No*. <input type="text" value="2203210947"/>	Board* <input type="text" value="BIEAP"/>	(%) of marks for Group subjects (MPC)* <input type="text" value="79.00"/>
---	--	--

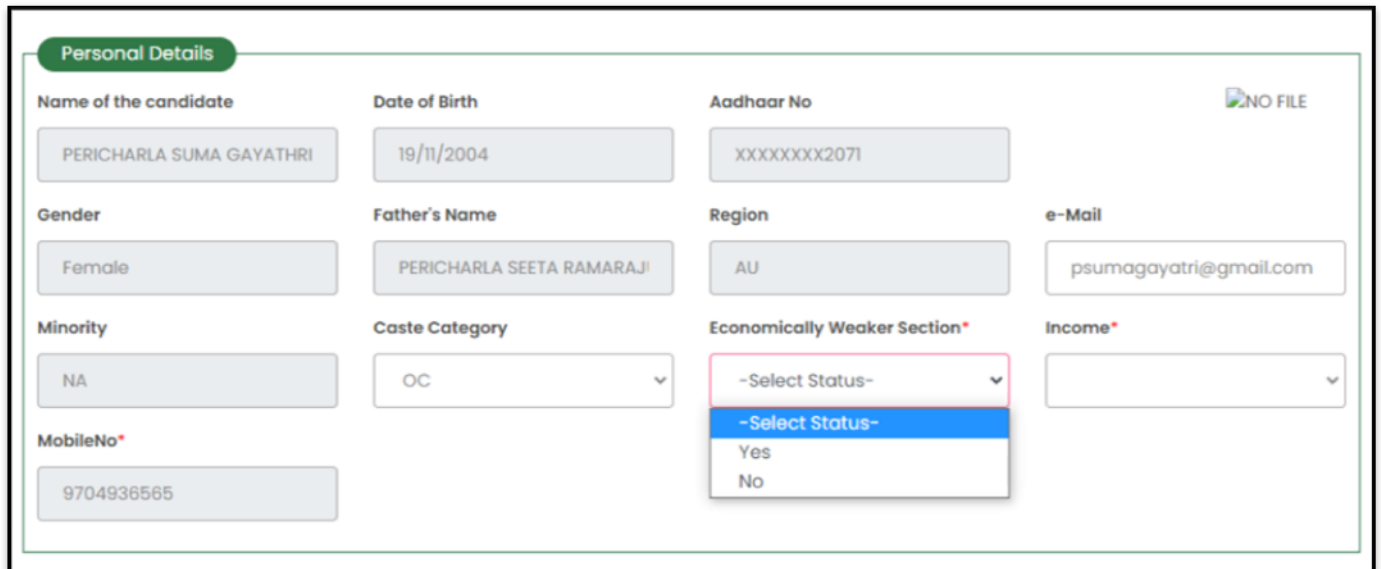
Do you want to make any changes in the above information provided ? *

--Select--

Note: Though the selection of nearest Helpline Center (HLC) is mandatory, Certificate verification for the uploaded certificates will be done by concerned authorities by online. However, any candidate needs help/support can attend the selected HLC.

Figure 4: Candidate Registration Form

- ✓ If the Open Category(OC) Candidate is having Economically Weaker Section(EWS) Certificate, then the candidate should choose the option “Economically Weaker Section” as YES and need to enter the certificate number and upload the certificate in JPEG format as shown in the following screen.



Personal Details


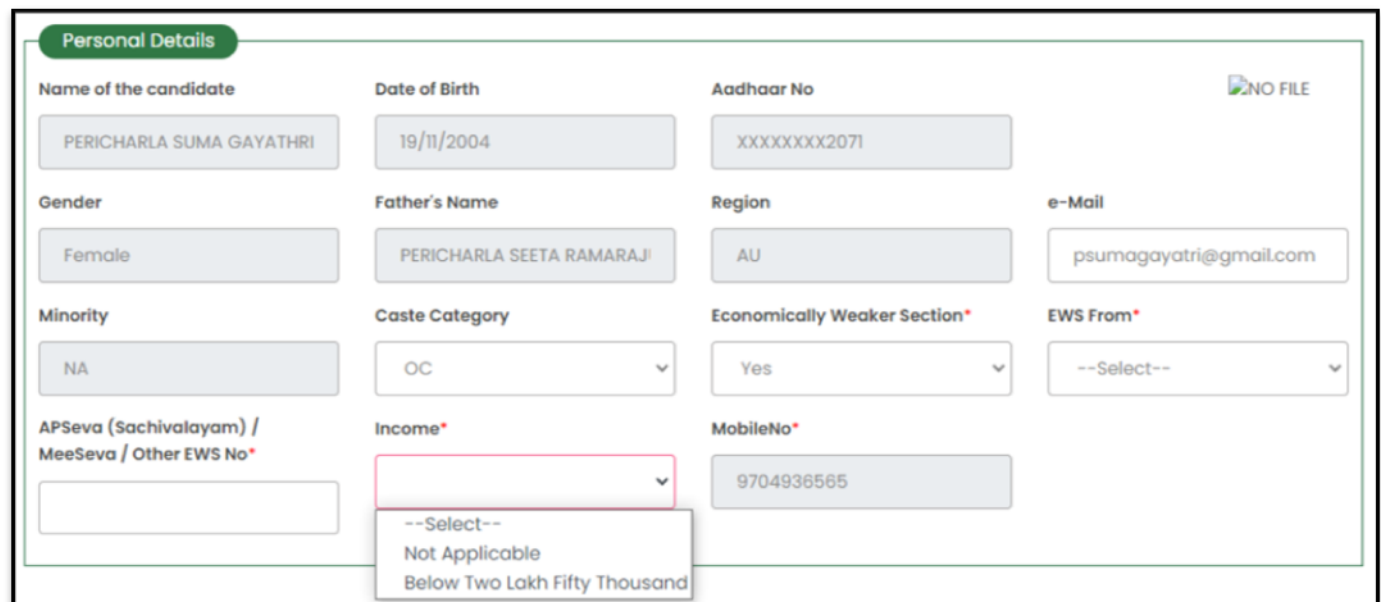
Name of the candidate PERICHARLA SUMA GAYATHRI	Date of Birth 19/11/2004	Aadhaar No XXXXXXXX2071	
Gender Female	Father's Name PERICHARLA SEETA RAMARAJI	Region AU	e-Mail psumagayatri@gmail.com
Minority NA	Caste Category OC	Economically Weaker Section* -Select Status- Yes No	Income* -
MobileNo* 9704936565			

Figure 5: Selection of EWS option

- ✓ Selection of Income option is as shown below



Personal Details


Name of the candidate PERICHARLA SUMA GAYATHRI	Date of Birth 19/11/2004	Aadhaar No XXXXXXXX2071	
Gender Female	Father's Name PERICHARLA SEETA RAMARAJI	Region AU	e-Mail psumagayatri@gmail.com
Minority NA	Caste Category OC	Economically Weaker Section* Yes	EWS From* --Select--
APSeva (Sachivalayam) / MeeSeva / Other EWS No*	Income* --Select-- Not Applicable Below Two Lakh Fifty Thousand	MobileNo* 9704936565	

Figure 6: Selection of Income option

✓ Selection of the Special Categories as shown below

Special Categories

Differently Abled (Physically Challenged)	NCC	Sports & Games	Children of Armed forces Personnel (CAP)
<input type="text" value="NO"/>	<input type="text" value="NO"/>	<input type="text" value="NO"/>	<input type="text" value="NO"/>
Scouts & Guides			
<input type="text" value="NO"/>			

Figure 7: Selection of Special Categories

✓ Educational Qualifications will be auto populated if candidate belongs to SSC-AP. In case of other boards the candidate has to enter the School/College Name, Place and District.

Educational Details

S.No	Class	School/College/Institute	Place	District
1	12th Class	NARAYANA JUNIOR COLLEGE	RAJAHMUNDRY	East Godavari
2	11th Class	NARAYANA JUNIOR COLLEGE	RAJAHMUNDRY	East Godavari
3	10th Class	NARAYNA SCHOOL	RAVULAPALEM	Konaseema
4	9th Class	NARAYNA SCHOOL	RAVULAPALEM	Konaseema
5	8th Class	NARAYNA SCHOOL	RAVULAPALEM	Konaseema
6	7th Class	NARAYNA SCHOOL	RAVULAPALEM	Konaseema
7	6th Class	MAHRSHI VIDYANIKETAN	ATREYAPURAM	Konaseema

Figure 8: Selection of Educational Detsils

✓ APEAPCET details will be auto-populated as shown below

AP EAPCET

Hall Ticket No.	Rank	Entrance test marks
<input type="text" value="90160010050"/>	<input type="text" value="88604.0"/>	<input type="text" value="48.81060766981931"/>

Figure 9: Selection of AP EAPCET details

- ✓ Intermediate/Equivalent details will be auto-populated if candidate belongs to BIE-AP, Incasse of other boards the details has to be entered manually.

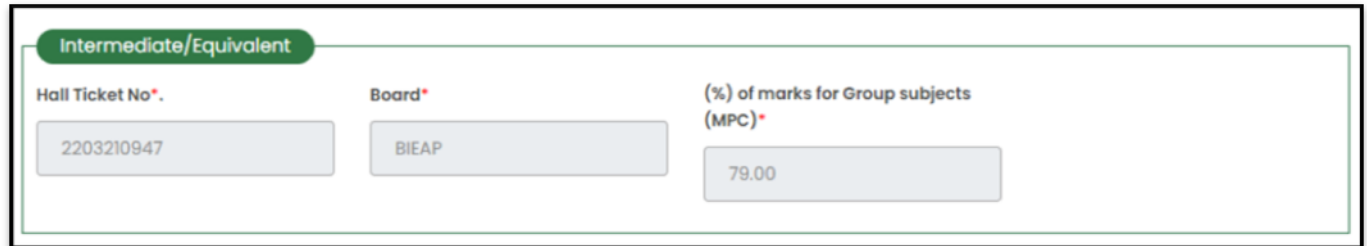


Figure 10: Selection of Intermediate details

- ✓ If the candidate details are found to be correct then the candidates needs to select NO option for “Do you want make any changes in the information provided” and select the Help Line Centers and submit his/her details and proceed for application fee payment.
- ✓ Though the selection of nearest HelpLine Center (HLC) is mandatory, Certificate verification for the uploaded certificates will be done by concerned authorities by online. However, any candidate needs help/support can attend the selected HLC.,as shown in following screen

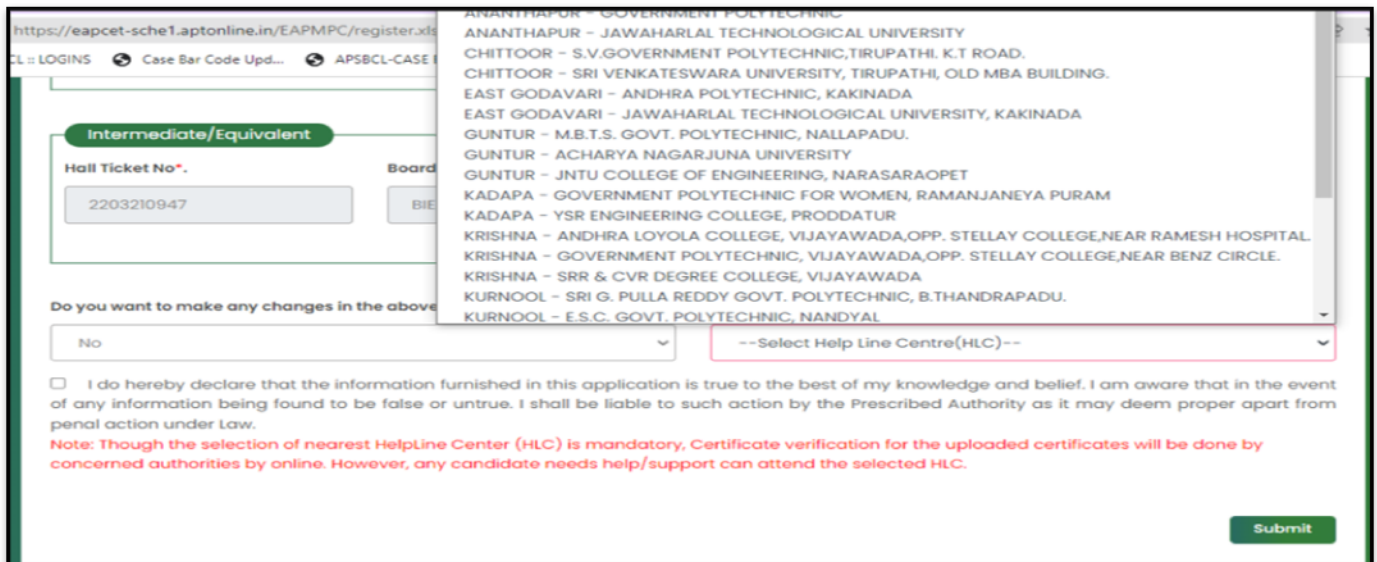


Figure 11: Selection of Help Line Centers

- ✓ Here system will automatically show the Name,FatherName,Date of Birth,Education details as per the previous data.If the candidate has to change anything, then he/she needs to choose the option as YES for “Do you want make any changes in the information provided” and corresponding changes can be done at next grievance form.

Do you want to make any changes in the above information provided ? *

Yes

Note: Though the selection of nearest Helpline Center (HLC) is mandatory, Certificate verification for the uploaded certificates will be done by concerned authorities by online. However, any candidate needs help/support can attend the selected HLC.

Submit

Figure 12: Selection for changes of Information Provided

✓ Candidate can choose any of the following shown payment options to pay the application fee.

DEPARTMENT OF TECHNICAL EDUCATION
AP EAPCET - 2023 ADMISSIONS
(Admissions into Engineering & Pharmacy Courses - M.P.C. Stream)

AP EAPCET Registration

AP EAPCET Hall Ticket*
5142010168

Aadhar Number*
XXXXXXXX08176

Name of the Candidate*
PAYASAM MOUNKA

Mobile Number*
9491764803

Caste Category*
OC

Differently Abled(Physically Challenged)*
NO

Amount (in Rs.)*
1500.0

Payment Mode*

- Debit Card
- Credit Card
- Net Banking (SBI)
- Net Banking (ICICI)
- Net Banking (HDFC)
- Net Banking (Others)
- Net Banking (Paytm)

PAY

© Copy Rights Reserved with APSCHE. Designed and Developed by APTOnline

Figure 13: Selection of payment option

✓ Enter the payment option details and make the payment as show in following screen

secure.aponline.gov.in

Order No. : EBS241084BE788C5

Total Amount : INR 1515.93

Test Mode

SAVED CARDS NEW CARD ✓

4111111111111111 VISA

12 / 21 Expiry Date

test

Make Payment Go Back

CUSTOMER CONTACT DETAILS

Email Id test@gmail.com

Mobile No. 9491764803

PAYMENT SUMMARY INR 1515.93

Total INR 1515.93

Pay Using Credit & Debit Card

VISA MasterCard DISCOVER

EBS ingenico GROUP

This is a secure payment gateway using 256-bit SSL encryption. Powered by EBS In - Payment Service Provider Part of Ingenico Payment Services.

PCI ISO 27001 CERTIFIED

Figure 74: Entering the Card Details

- ✓ Candidate need to wait the payment process to complete and Don't press the BACK button or REFRESH buttons till the payment completes.



Figure 85: Success response from Payment gateway

- ✓ Here if the payment is successful then system will show the payment details page, if payment not done then system will automatically redirect the candidate to Payment page to pay the application Fee.
- ✓ After successful payment an acknowledgement will be shown with the details like, Payment reference id, Amount, Payment date etc. as shown in following screen.

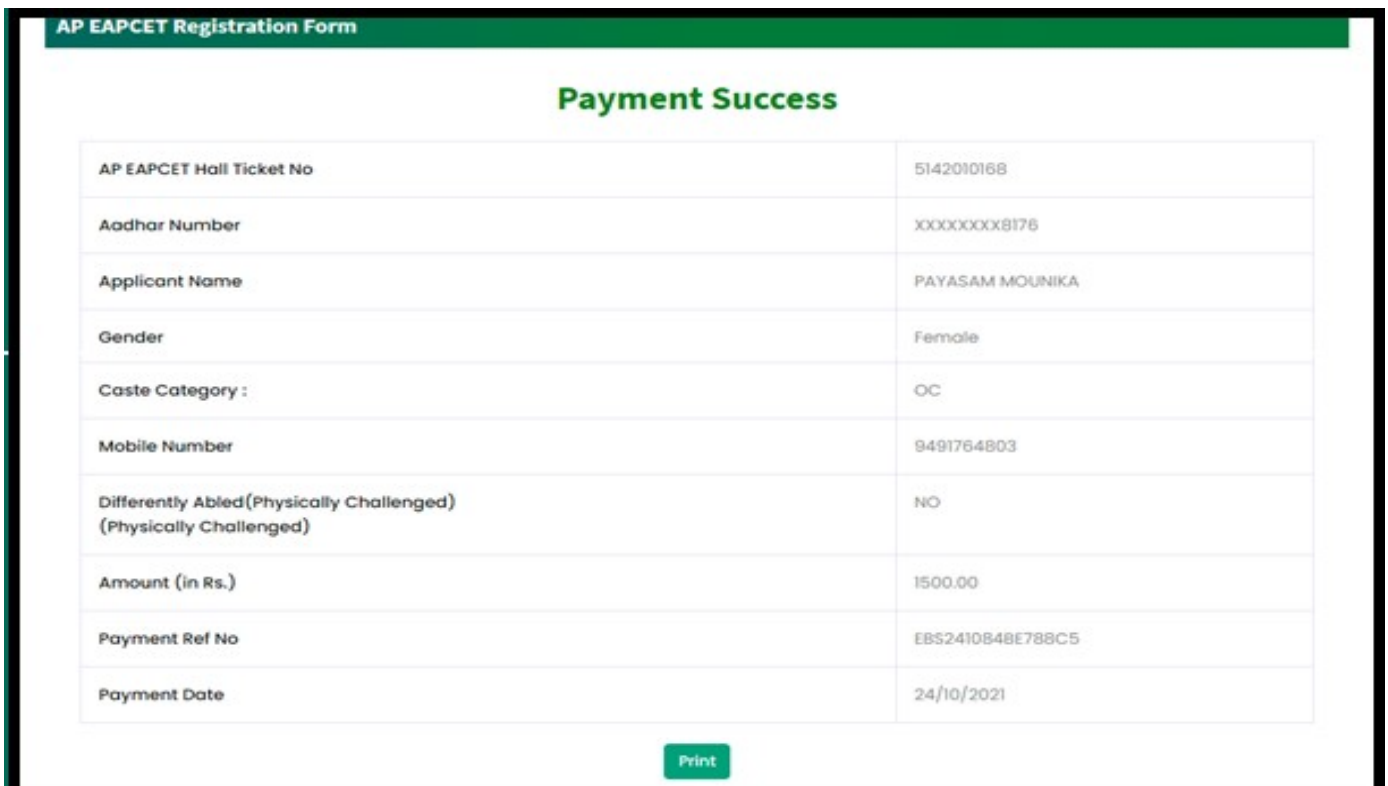


Figure 16: Payment Acknowledgement